

# 8 REASONS WHY YOUR VIN WON'T DECODE



## Your VIN Contains Illegal characters

Since VINs are alphanumeric, the letters I, O, and Q are not part of the VIN standard to avoid confusion with other characters.



## Your VIN isn't 17 digits long

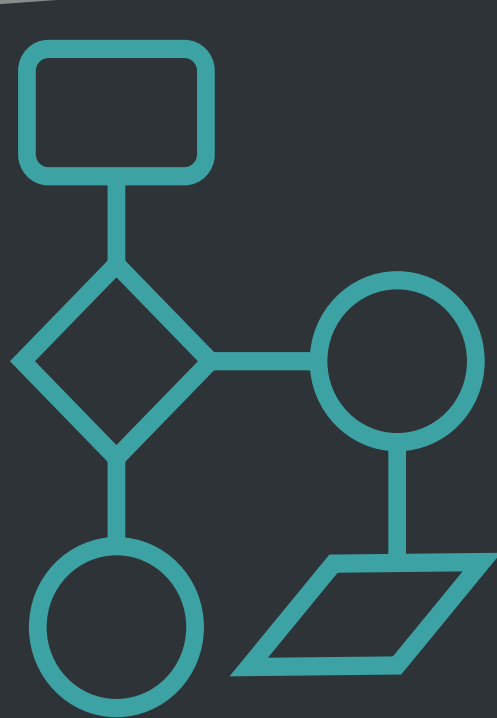
As of the model year 1981, the NHTSA requires all vehicles manufactured for road use to be assigned a 17-digit VIN number. Anything shorter is invalid, unless decoding just the VIN pattern (10 digits).

1C4RJFBG6HC6216    



## Your VIN doesn't pass the checksum test

Vehicles destined for the U.S. and Canadian markets include a check digit in the 9th position to determine the VIN's validity. The checksum test should result as the 9th digit.



## Your VIN is outside of the data provider's coverage

Certain data providers cover certain vehicle markets (U.S., Canada) or vehicle classes (Light-Duty, HD, Off-Road, etc). The VIN you are trying to decode might not be covered.



## Your vehicle is not covered by your data license

Your data license may only cover certain vehicle types. For example you might be looking to decode HD vehicles but your license only includes passenger and light-duty vehicles.




## Your vehicle is brand new

The vehicle you are trying to decode could be so new that it is not in the data provider's database yet.



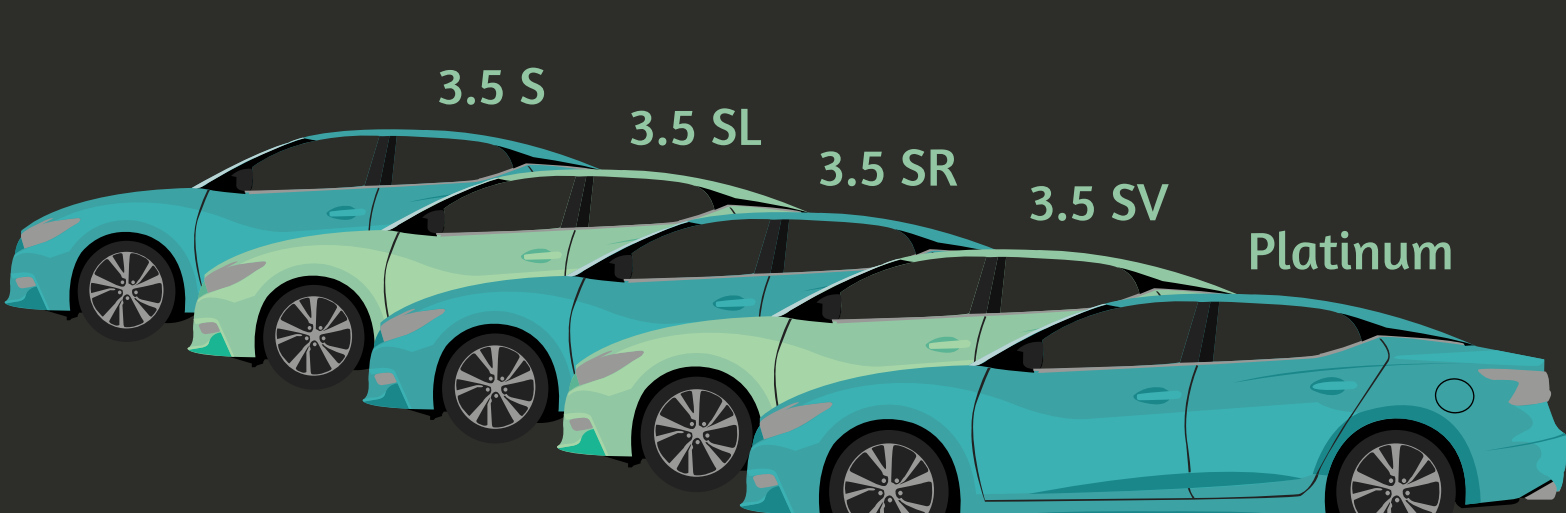
## Your vehicle is too old

If the vehicle you are trying to decode was manufactured before 1981, it might not be covered by the data provider. Many vehicle databases don't go back further than model year 1981, when NHTSA standardized the 17-digit VIN.



## Your VIN decode results in multiple "style" records

Some OEMs encode less info in their VINs than others. Sometimes the data provider is not able to narrow down the VIN to a single style, and so they serve up multiple styles to choose from.



Free White Paper: Decoding the VIN →

[DOWNLOAD NOW](#)